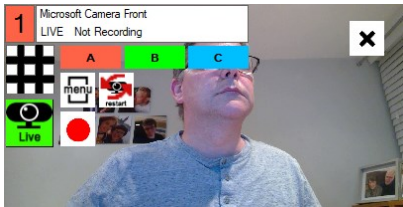
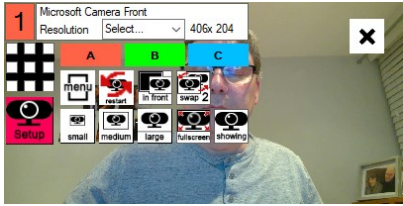


LecturePRO Controller



| | |
|--|---|
| | Pressing this button selects Layout A. The yellow outline indicates this is the currently selected Layout |
| | Pressing this button selects Layout B. |
| | Pressing this button selects Layout C. |
| | Shows current mode is Setup. Clicking this button switches to Live Mode. In Setup mode there are more layout and window size controls available. |
| | Shows current mode is Live. Clicking this button switches to Setup Mode. In Live mode there less controls and they are automatically hidden unless the mouse is moved over the top right corner of the webcam window. |
| | Minimises the controller window to the taskbar. |
| | Closes LecturePRO. |
| | Hides webcam windows to clear screen – helpful whilst setting up other programs or Teams / Zoom. |
| | Starts and stops recordings. |
| | LecturePRO version and Registration. |
| | Setup of Recording Save locations. |
| | Setup of Webcams – enables changing of webcams and switching off webcams 2 or 3 if available but not required. |
| | If webcams saved offscreen this button re-centres them so you can find them. |

Webcam Window(s)



1

The ID of the webcam window. Background matches current Layout. In Setup Mode. Name of the webcam and dropdown list to select a window size, also updated webcam feed resolution.



In Live Mode. Name of the webcam and Notification of whether recording.



Quick Position buttons – clicking white buttons quickly aligns to corresponding area of screen.



Pressing this button selects Layout A.



Pressing this button selects Layout B.



Pressing this button selects Layout C.



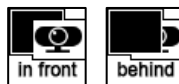
Indicates current mode either Live or Setup. Clicking toggles to other mode. Setup offers more config settings, Live hides controls and displays fewer when mouse is moved over top right of webcam window.



Shows controller window.



Restarts webcam – can be useful if not displaying correctly.



Toggles whether the window is always on top or if other programs can cover over the window.



Swaps current window position with that of another to enable quick repositioning if webcams in wrong positions.




Quickly sets window to a present small, medium or large size – if webcam not widescreen can distort video.



Toggles between full screen or normal size window.



Toggles whether this window will show in current layout when in Live Mode.



Starts and stops recordings.



Closes LecturePRO.